

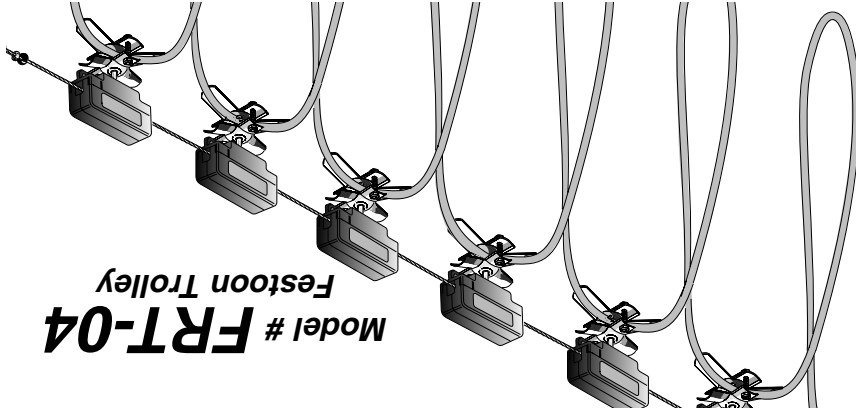
Workplace Solutions



P.O. Box 26 • 600 South Clark St.
Mayville, WI 53050
Phone: 920-387-5195

For use on Wire Rope
from 3/16" (5mm) thru 3/8" (9mm) O.D.

For Hose or Round Cable from 0.3 to 0.6" OD

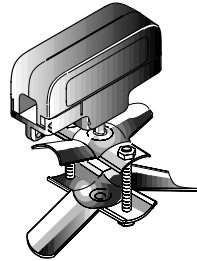


Model # **FRT-04**
Festoon Trolley

Contents: One model # **FRT-04**

Trolley for round cable or hose
from 0.3 to 0.6" OD

Use multiple trolleys for long festoon runs.
Provide low cost, user friendly festoon systems.

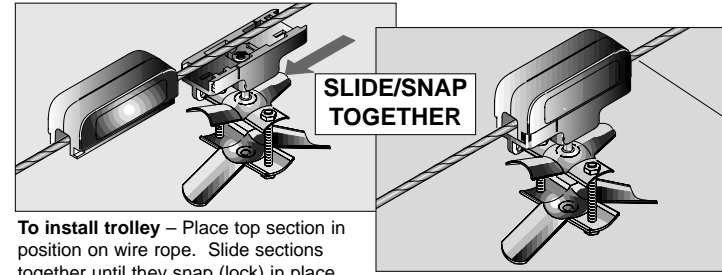


8 MODELS AVAILABLE

- | | | | | | | |
|-----------------------------------|--|--|---|---|--|---|
| | | | | | | |
| #WRS-01
Trolley with tool hook | #WRS-02
Trolley with tool hook and hose connector | #FRT-24
Trolley for two round cables or hoses, 0.3" to 0.6" OD. | #FRT-05
Trolley for round cable or hose, 0.6" to 0.94" OD. | #FRT-25
Trolley for two round cables or hoses, 0.6" to 0.94" OD. | #FRT-06
Trolley for round cable or hose, 0.95" to 1.25" OD. | #FFT-08
Trolley for flat cable to 2.1" wide. |

Products to make your workplace more efficient and safe.
Ask for FREE CATALOG.

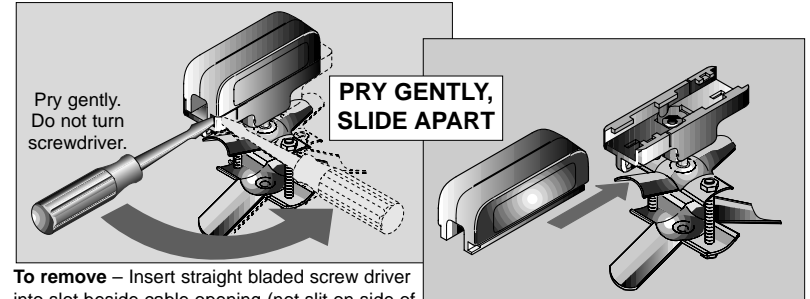
• TROLLEY INSTALLATION •



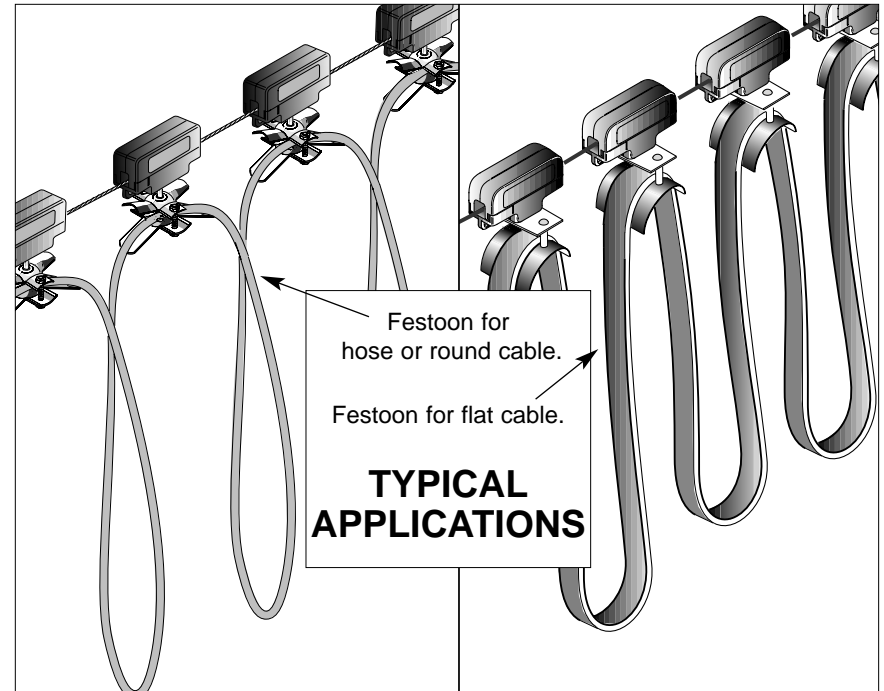
Trolleys fit wire rope up to and including 0.375" (9mm) O.D.

To install trolley – Place top section in position on wire rope. Slide sections together until they snap (lock) in place.

NOTE: Sections may be assembled in only one way. Slide "un-blocked" end into "un-blocked" end. Do not force.



To remove – Insert straight bladed screw driver into slot beside cable opening (not slit on side of trolley) and pry gently as shown above. Do not turn screwdriver. **Slide Apart**



Festoon for hose or round cable.
Festoon for flat cable.
TYPICAL APPLICATIONS