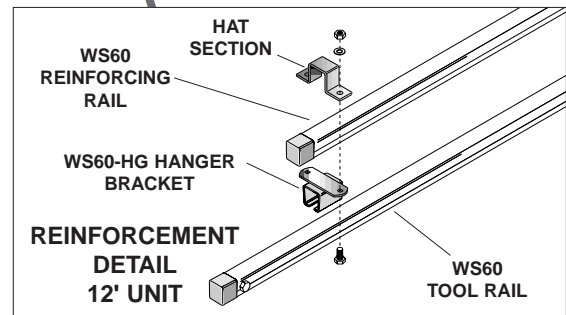
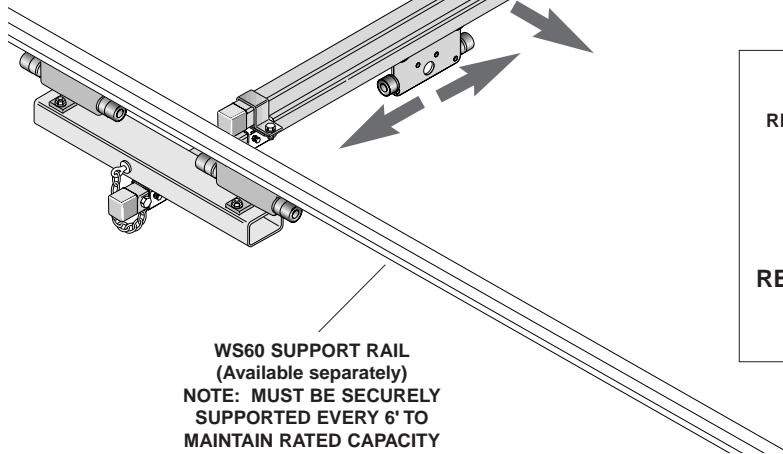
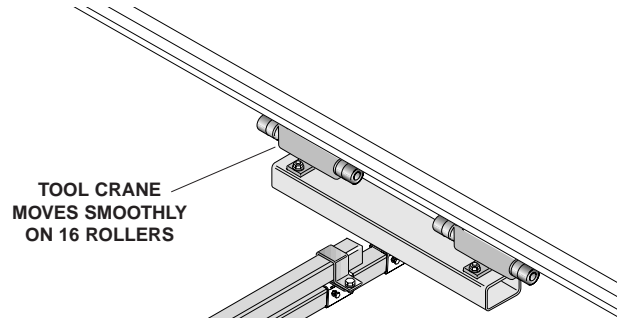
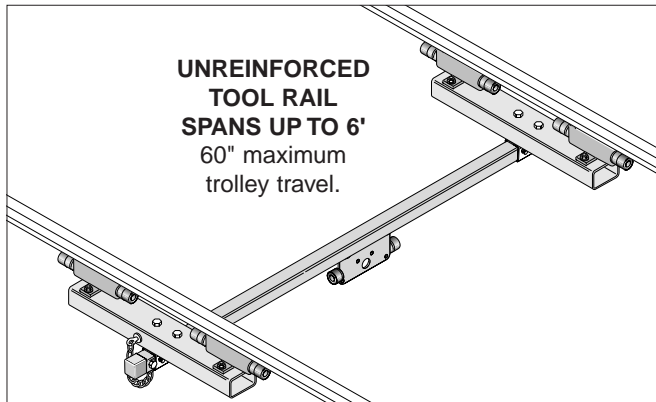


# HEAVY DUTY OVERHEAD TOOL CRANE

## HAS 250 lb. CAPACITY

Rugged bridge crane allows overhead handling of extra-capacity tools with maximum safety and minimum cost. Uses proven components which mount to rugged WS60 rails. Available in 6' or 12' kits.

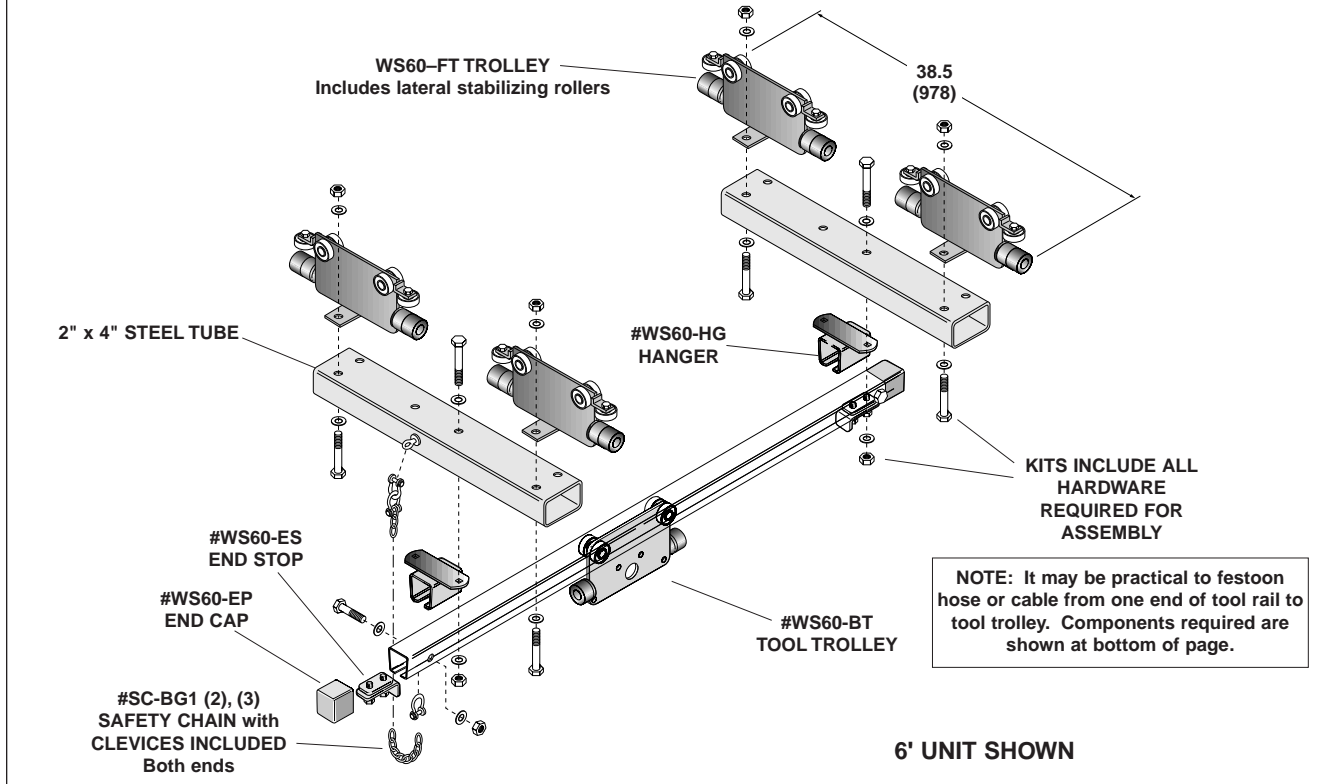


Tool Crane mounts in two WS60 rails. Rails must be parallel and level to allow free travel of crane and must be supported every 6' (1.9m). Recommended distance between support rails is length of tool rail less 12" (305mm). Tool rail and reinforcing rail may be cut if shorter length required. Do not span more than 72" (1829mm) without reinforcing rail installed. **MAXIMUM RATED CAPACITY OF TOOL CRANE is 250 lbs (112.5 kg) including tool, balancer, and attachments.** Unit depth is 37.875" (962mm) bumper-to-bumper. See reverse side for attachments and assembly details.

### MODEL CHART

DESCRIPTION	MODEL NUMBER
250 lb. capacity O.H. Tool Crane 72"(1829mm) long tool rail Max. rail spacing 60"(1524mm)	WS60-ET06
250 lb. capacity O.H. Tool Crane 144"(3658mm) long tool rail Max. rail spacing 132"(3353mm)	WS60-ET12

### ASSEMBLY DETAILS



### ACCESSORIES

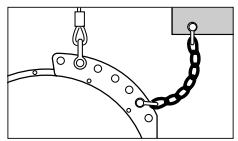
**#WS60-ES END STOP**  
Zinc plated steel.  
USE: Installs in rail to stop trolley.

**#WS60-BT ROLLING TROLLEY**  
Black polyester finish.  
USE: Supports tools, balance reels, torque reels, push button control stations.

**#WS60-CP RAIL COUPLER**  
Zinc plated steel.  
USE: Joins track sections.

**#WS60-HG HANGER**  
Zinc plated steel.  
USE: Hangs/supports WS60 track from overhead beams, joists, or other structures.

**WS60 TRACK**  
Galvanized.  
USE: Horizontal supports, rail for lateral movement of tools, controls, hoists, etc; up to 250 lbs. (113 kg) maximum total load.



#### FESTOON COMPONENTS

**#WS60-HT01 (02, 03) FESTOON TROLLEY**  
Black polyester finish.  
USE: Supports cable or hose in festoon system.

**#WS60-EC01 (02, 03) END CLIP**  
Black polyester finish.  
USE: Secures cable or hose and acts as end stop in festoon system.

RAIL LENGTH ft. (m)	MODEL NUMBER
6.0 (1.8)	#WS60-G06
12.0 (3.6)	#WS60-G12
18.0 (5.4)	#WS60-G18

**#WS60-EP END CAP**  
Black molded vinyl.  
USE: Caps off ends of rail for a finished look.

LENGTH ft. (m)	MODEL NO.
1.0 (0.3)	SC-BG1
2.0 (0.6)	SC-BG2
3.0 (0.9)	SC-BG3

**CABLE/HOSE SIZE TABLE**

0.31"–0.59" o.d.....01
0.60"–0.94" o.d.....02
0.95"–1.25" o.d.....03

