

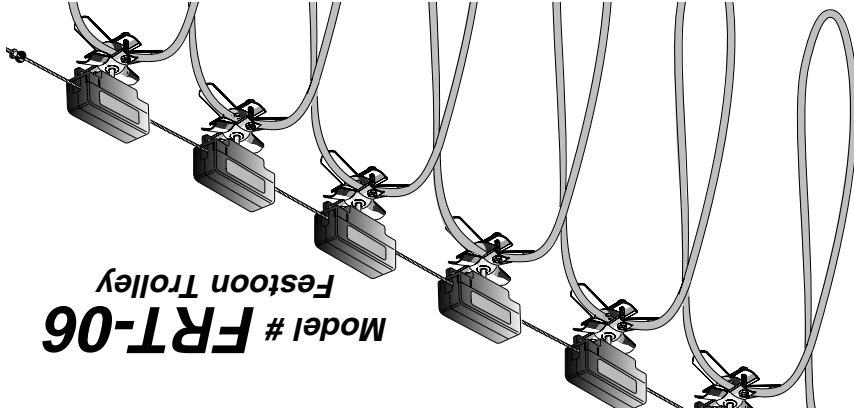
P.O. Box 26 • 600 South Clark St.
Mayville, WI 53050
Phone: 920-387-5195

Workplace Solutions



For use on Wire Rope
from 3/16" (5mm) thru 3/8" (9mm) O.D.

For Hose or Round Cable from 0.95 to 1.25" OD

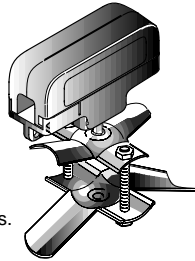


Model # **FRT-06**
Festoon Trolley

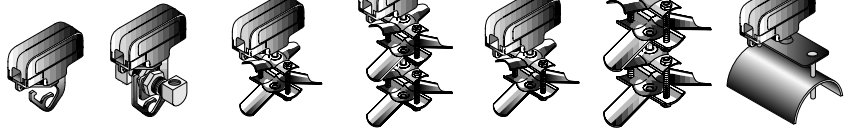
Contents: One model # FRT-06

Trolley for round cable or hose
from 0.95 to 1.25" OD

Use multiple trolleys for long festoon runs.
Provide low cost, user friendly festoon systems.



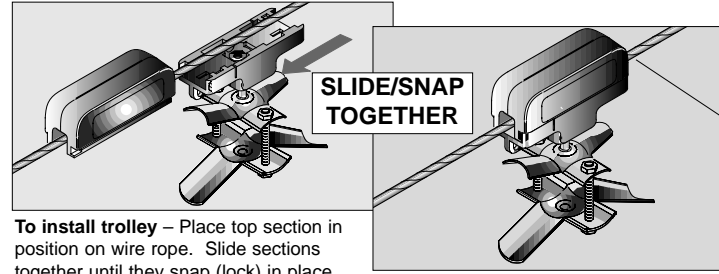
8 MODELS AVAILABLE



- #WRS-01 Trolley with tool hook
- #WRS-02 Trolley with tool hook and hose connector
- #FRT-04 Trolley for round cable or hose, 0.3" to 0.6" OD.
- #FRT-24 Trolley for two round cables or hoses, 0.3" to 0.6" OD.
- #FRT-05 Trolley for round cable or hose, 0.6" to 0.94" OD.
- #FRT-25 Trolley for two round cables or hoses, 0.6" to 0.94" OD.
- #FFT-08 Trolley for flat cable to 2.1" wide.

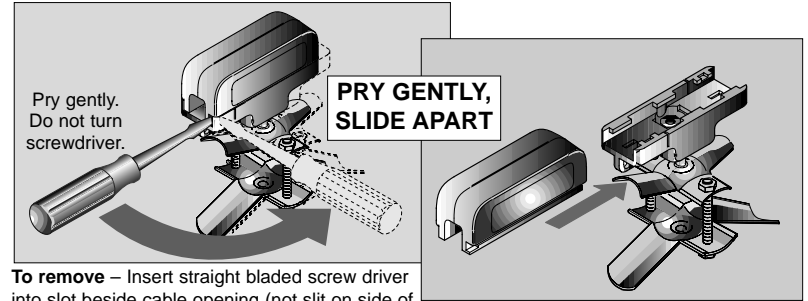
Products to make your workplace more efficient and safe.
Ask for FREE CATALOG.

• TROLLEY INSTALLATION •

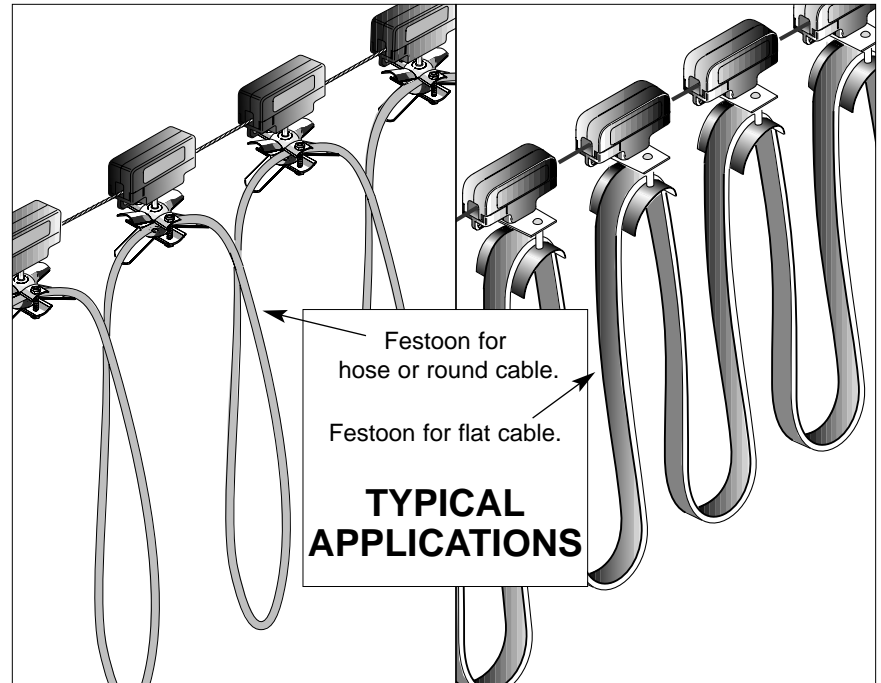


Trolleys fit wire rope up to and including 0.375" (9mm) O.D.

To install trolley – Place top section in position on wire rope. Slide sections together until they snap (lock) in place.
NOTE: Sections may be assembled in only one way. Slide "un-blocked" end into "un-blocked" end. Do not force.



To remove – Insert straight bladed screw driver into slot beside cable opening (not slit on side of trolley) and pry gently as shown above. Do not turn screwdriver. **Slide Apart**



Festoon for hose or round cable.
Festoon for flat cable.
TYPICAL APPLICATIONS