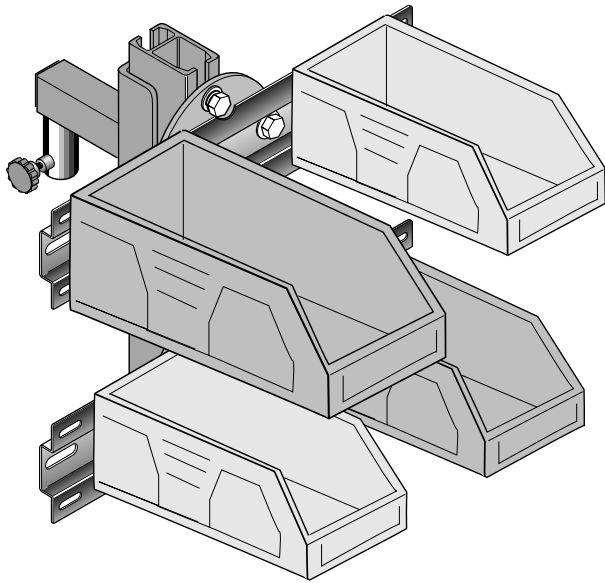


HERE'S A NEW LOOK... SEE-THRU, MODULAR BIN RACK



SWINGING BIN RACK may be affixed to column or bench mounted swing arm bases, with or without arms or elbows. Available in three models, pictured below. Maximum rated capacity, including bins and contents, is 30 lbs. Accepts most standard bin boxes (not included). Bin bars are 18" (457mm) wide. Vertical track is 12" (305mm) high for single and double bar models, 24" (610mm) high on triple bar model. Black baked polyester finish. All hardware included.

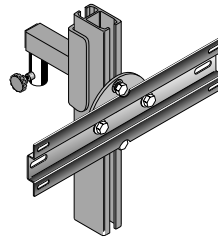


FIGURE 1
Single Bin Bar
#W5BR-1018

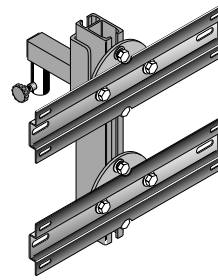


FIGURE 2
Double Bin Bar
#W5BR-2018

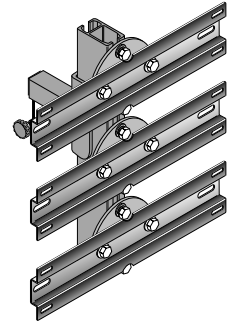
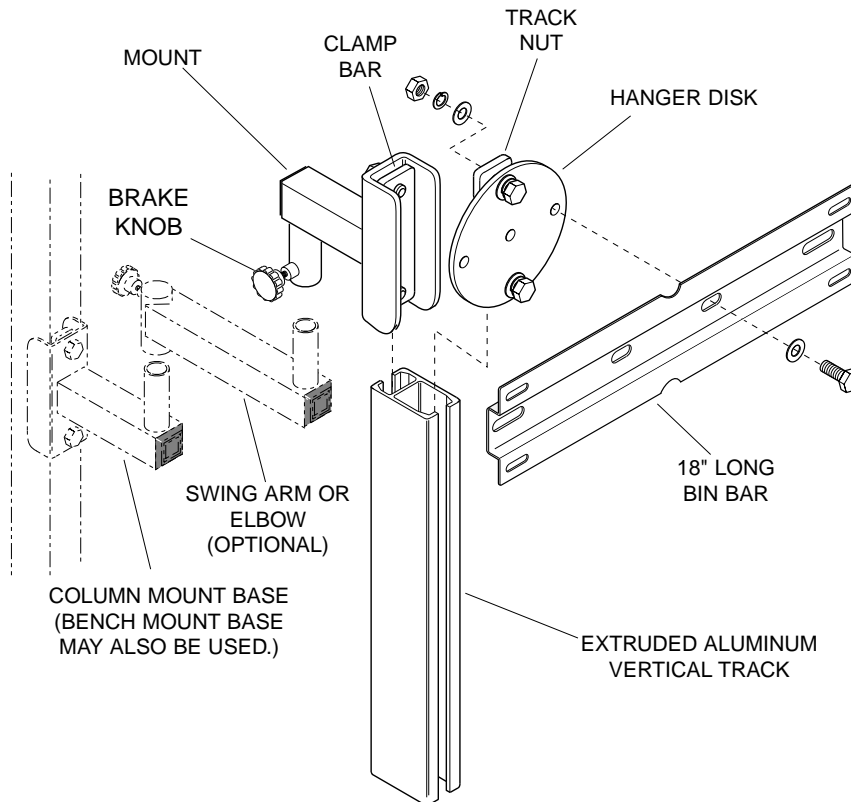


FIGURE 3
Triple Bin Bar
#W5BR-3018



ASSEMBLY AND ADJUSTMENT IS QUICK AND EASY



Workplace Solutions

P.O. Box 25 • 600 South Clark St. • Mayville, WI 53050-0026 • Phone 920-387-5195