

# TOOL BALANCE REELS

## For tools from 0.5 to 23 pounds

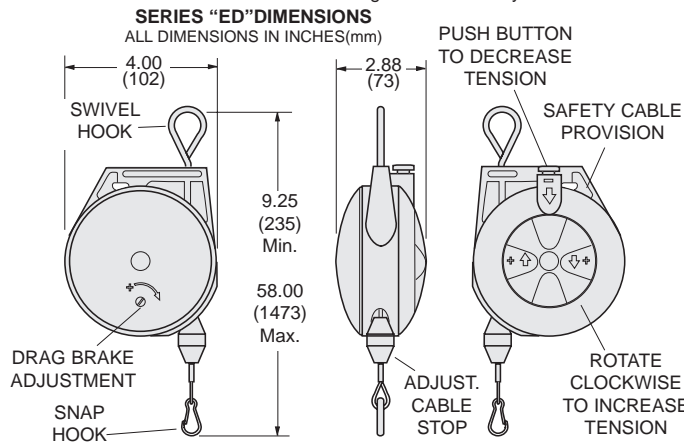


Workplace Solutions

### RELIABLE & ECONOMICAL SERIES "ED"

**SERIES "ED" TOOL BALANCERS** are the economical choice for balancing tools weighing up to 5 lbs.(2.3kg). Molded ABS housing has a smooth exterior with rounded edges designed for maximum ergonomic appeal. Series "ED" balancers are the most modern, easiest to adjust, and reliable available. Each balancer incorporates all of the important functions expected of a world class product.

- SEVEN WAYS BETTER:**
- 1- Hand-windable spring tension adjustment knob is flush with the housing.
  - 2- Push-button tension release simplifies decrease of spring tension.
  - 3- Rugged steel upper swivel hook with secondary safety cable provision.
  - 4- Over-sized cable opening with direct in-line pull to reduce cable wear.
  - 5- 270 lb(121.5kg) test 0.047"(1.2mm) dia. 7 x 7 strand galvanized steel aircraft cable nylon covered to 0.063"(1.6mm) O.D.
  - 6- Adjustable cable stop and lower safety hook.
  - 7- Matte black finish to minimize reflected light and reduce eye strain.



### SELECTION CHART

MIN - MAX LOAD lbs. (kg.)	CABLE LENGTH* ft. (m.)	REEL WEIGHT lbs. (kg.)	MODEL NUMBER
0.5 - 1.5 (0.2 - 0.7)	6 (1.8)	1.2 (0.5)	ED-01
1.5 - 3.0 (0.5 - 1.4)	6 (1.8)	1.3 (0.6)	ED-03
3.0 - 5.0 (1.4 - 2.3)	6 (1.8)	1.5 (0.7)	ED-05

\*Cable lengths listed are for "active" or "working" cable. Includes cable stop and safety hook.

### BALANCER ACCESSORIES

**#ESTC-01 SAFETY CLIP**  
Bright zinc plated steel safety latch for tool attachment and other uses. Measures 2.375"(60mm) long. One included with each EG reel. Rated capacity-70 lbs.

**CLEVIS HANGERS**  
Galvanized forged steel hangers for mounting balancers, torque reels, etc. Measure 0.50" (13mm) between jaws. One #ECVF-01 straight clevis included with each "EG" & "EQ" reel. #ECVF-11 swivel clevis is optional extra. Pins included. Rated capacity-500 lbs.



**ADJUSTABLE**

**CABLE SADDLE**

**OVERHANG CABLE**

Hangs from balancer cable above tool to provide strain relief for electrical cable or air hose. Available

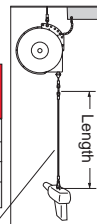


CABLE DIAMETER in. (mm)	MODEL NO.
0.3 - 0.59 (7 - 14)	ECS-F1
0.6 - 0.94 (15 - 23)	ECS-F2
0.95 - 1.25 (24 - 31)	ECS-F3

Nylon covered steel cable with safety clip. Brings tool closer to work area without unwinding cable from reel or mounting reel at a lower height.

LENGTH ft. (m)	MODEL NO.
3 (0.9)	FOC-03
5 (1.5)	FOC-05
10 (3.0)	FOC-10
15 (4.6)	EOC-15

OVERHANG CABLE



### "SHOCK STOP" SHOCK ABSORBER

Minimize cable damage often caused by over-tensioning tool balancers. "Shock Stop" kit is easily installed. Can be used on any Series EG balancer. Kit includes spring, cable stops, all hardware.

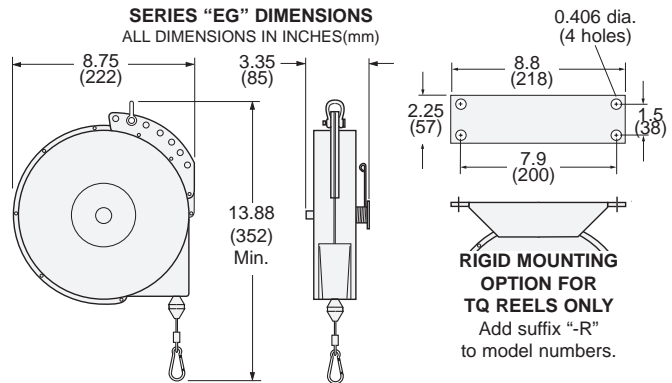
MODEL NO.  
EG-SH

### HEAVY DUTY SERIES "EG"

**SERIES "EG" reels** feature rugged steel construction with black polyester baked finish, reinforced hanging bracket with forged clevis for ceiling mounting and extra holes for safety chain attachment. Spring is permanently lubricated and provides constant tension, adjustable for balancing tool in normal working zone (6 - 18 in. [152-457mm]). Cable is 920 lb.(414kg) test 0.09"(2.3mm) dia. 7 x 7 strand galvanized steel aircraft cable nylon covered to 0.12"(3.0mm) O.D. Includes safety tool clip and adjustable cable stop.



**LOCKING MODELS** include all features listed above plus a positive ratchet lock mechanism to allow locking of the cable at a specific height. A slight pull on the cable releases the lock which functions like a window shade. Lock feature may be disengaged externally when constant tension is required.



### SELECTION CHART

MIN - MAX LOAD lbs. (kg.)	CABLE LENGTH* ft. (m.)	RATCHET LOCK	REEL WEIGHT lbs. (kg.)	MODEL NUMBER
------------------------------	---------------------------	--------------	---------------------------	--------------

#### BALANCERS (CONSTANT PULL REELS)

May be adjusted to balance through 6-18 in. (152-457mm) range.

3 - 7 (1.4 - 3.2)	8 (2.4)	No	10.0 (4.5)	EG-03
5 - 10 (2.3 - 4.5)	8 (2.4)	No	10.0 (4.5)	EG-07
8 - 12 (3.6 - 5.4)	8 (2.4)	No	10.0 (4.5)	EG-10
10 - 15 (4.5 - 6.8)	8 (2.4)	No	10.0 (4.5)	EG-15
16 - 23 (7.2 - 10.4)	8 (2.4)	No	10.0 (4.5)	EG-20
16 - 23 (7.2 - 10.4)	8 (2.4)	No	10.0 (4.5)	EG-20SH**
22 - 27 (9.9 - 12.2)	8 (2.4)	No	10.0 (4.5)	EG-25

#### RETRACTORS (RATCHET LOCK)

Retract tool upward when manually released.

3 - 7 (1.4 - 3.2)	8 (2.4)	Yes	10.0 (4.5)	EG-03-L
5 - 10 (2.3 - 4.5)	8 (2.4)	Yes	10.0 (4.5)	EG-07-L
8 - 12 (3.6 - 5.4)	8 (2.4)	Yes	10.0 (4.5)	EG-10-L
10 - 15 (4.5 - 6.8)	8 (2.4)	Yes	10.0 (4.5)	EG-15-L
16 - 23 (7.2 - 10.4)	8 (2.4)	Yes	10.0 (4.5)	EG-20-L
16 - 23 (7.2 - 10.4)	8 (2.4)	Yes	10.0 (4.5)	EG-20-LSH**
22 - 27 (9.9 - 12.2)	8 (2.4)	Yes	10.0 (4.5)	EG-25-L

#### TORQUE REELS (RATCHET LOCK AND LONGER CABLE)

3 - 7 (1.4 - 3.2)	15.0 (4.5)	Yes	12.0 (5.4)	EO1507***
5 - 10 (2.3 - 4.5)	15.0 (4.5)	Yes	12.0 (5.4)	EO1510***
10 - 15 (4.5 - 6.8)	15.0 (4.5)	Yes	12.0 (5.4)	EO1515***

\*Cable lengths listed are "active" or "working" cable.

\*\*Includes EG-SH "Shock Stop". See Below.

\*\*\*Clevis mount. For rigid mount add "-R" to model number.



Workplace Solutions

# TOOL BALANCE REELS

## For tools from 1.1 to 187 pounds

### Tapered drum compensates for changing spring rate. Direct spring powered...no motors or expensive gear trains to break or wear out. Heavy-duty construction.

Series "EH" Tapered Drum tool balancers keep tools within reach and reduce damage to tools by suspending them out of the way above the work surface. Risk of repetitive motion injury is reduced because only a light, downward force is required to place the tool in proper operating position. As the tool is lowered, and the spring is wound more tightly, the effective drum diameter increases to compensate for the increased force. Thus, when properly adjusted, the tapered drum keeps the tool at the positioned height.

#### Features include:

- Rugged die cast aluminum housing.
- Both top and bottom hooks have spring-loaded safety latches.
- Heavy duty steel wire rope.
- Automatic safety catch...prevents free-spooling if springs fail (not available on EH-02/EH-05).
- Easy adjustment with everyday tools from outside housing.



Series "EH-02" through "EH-05"



Series "EH-09" through "EH-70"

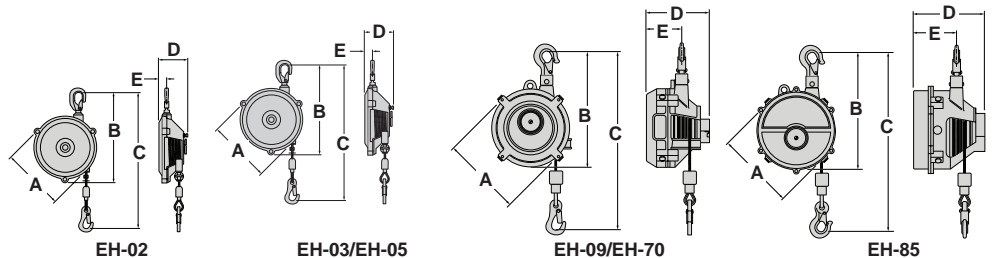


Series "EH-85"

#### Selection Chart

For Tool Weighing*	Cable Travel	Shipping Weight	Model Number
1.1 – 4.4 lbs.	3.3 ft.	2.2 lbs.	EH-02
2.2 – 6.6 lbs.	4.3 ft.	2.8 lbs.	EH-03
5.5 – 11 lbs.	4.3 ft.	3.3 lbs.	EH-05
9 – 20 lbs.	3.9 ft.	13.4 lbs.	EH-09
20 – 33 lbs.	3.9 ft.	13.4 lbs.	EH-15
33 – 48 lbs.	4.5 ft.	22.6 lbs.	EH-22
48 – 66 lbs.	4.5 ft.	22.6 lbs.	FH-30
66 – 88 lbs.	4.5 ft.	27.0 lbs.	FH-40
88 – 110 lbs.	4.5 ft.	27.0 lbs.	EH-50
110 – 132 lbs.	4.5 ft.	31.4 lbs.	FH-60
132 – 154 lbs.	4.5 ft.	31.4 lbs.	EH-70
154 – 187 lbs.	4.5 ft.	58.4 lbs.	EH-85

\* Tool weight includes hose or cord and other attachments which must be supported by balancer.



#### Dimensional Chart

Models	A	B	C**	D	E
EH-02	5.00 in.	7.25 in.	11.25 in. min.	1.81 in.	0.81 in.
EH-03/EH-05	5.83 in.	8.25 in.	12.50 in. min.	2.72 in.	1.44 in.
EH-09/EH-15	7.00 in.	10.00 in.	13.00 in. min.	5.50 in.	2.88 in.
EH-22/EH-70	8.60 in.	12.60 in.	17.00 in. min.	6.40 in.	3.19 in.
EH-85	9.50 in.	14.00 in.	20.00 in. min.	9.75 in.	5.38 in.

\*\* Minimum height fully retracted, inside of hook to inside of hook.

#### Safety Chain (recommended)

Description	Shipping Weight	Model Number
2.0 ft. Steel Link Chain w/ Clevises	1.5 lbs.	SC-EH2
3.0 ft. Steel Link Chain w/ Clevises	2.0 lbs.	SC-EH3