





J-REEL

HEAVY-DUTY INDUSTRIAL HOSE REEL

Typically applied to the most demanding industrial applications, the **Gleason J-Reel** easily handles hose up to 2" (51mm) O.D. Normally machine mounted, it may also be used in hand pull applications. Constructed of heavy gauge steel with industrial grade fittings, J-Reel is rated at 300 psi (20.7 bar) per standard hose and hose fittings. Reels designed for pressures up to 2000 psi (137.9 bar) are also available. Other options include a heavy duty riser base, multi-position roller guide, 340° pivot base and ratchet lock.



GLEASON J-REEL FEATURES:



- 300 psi (20.7 bar) standard rating.
Ratings to 2000 psi (137.9 bar) available.
- 1. Optional Ball Stop
- 2. Optional Roller Guide accommodates a variety of mounting configurations.
- 3. Safetychange® Spring Motor makes replacement safe and easy.
- 4. Rugged All Steel Frame for maximum strength.
- 5. Spring Tension Tool.
- 6. Optional Riser Base.
- 7. Optional 340° Pivot Base (not shown).
- Optional Ratchet Lock (dog & ratchet).
- Stainless Steel Fluid Path/Main Shaft also available.

J-REEL Selection Charts

Air Hose Reels

NOTE: Consult factory for capacities greater than 100 feet.

Stainless Steel fluid path available for all models. Add suffix "SS" to model number when ordering.

Lift Capacities based on speed of 100 ft/min(45m/min) and acceleration of 0.5 ft/sec²(.15m/sec²).

HOSE LENGTH ft. (m)	HOSE I.D.						
	1/4" (6.4mm)	3/8" (9.5mm)	1/2" (12.5mm)	3/4" (19mm)	1" (25mm)	1-1/4"(31.5mm)	1-1/2" (38mm)
20 (6)	J35A-4-83514-8	J35A-6-83514-9	J35A-8-84518-1	J35A-12-104521-9	J75A-16-12521-4	J100A-20-16928-5	J100A-24-18932-8
30 (9)	J35A-4-83514-8	J35A-6-83514-9	J35A-8-84518-1	J62A-12-104524-15	J75A-16-12521-4	J100A-20-16928-5	J100A-24-18932-8
40 (12)	J35A-4-123518-1	J35A-6-123518-4	J35A-8-84518-1	J80A-12-124528-10	J80A-16-12528-13	J100A-20-16928-5	J100A-24-18932-8
50 (15)	J35A-4-123518-1	J62A-6-123521-8	J62A-8-84524-4	J80A-12-124528-10	J100A-16-16928-3	J100A-20-16928-5	consult factory
60 (18)	J62A-4-123521-4	J62A-6-123521-8	J62A-8-84524-4	J80A-12-124528-10	J100A-16-16928-3	consult factory	consult factory
70 (21)	J62A-4-123521-4	J62A-6-123521-8	J62A-8-84524-4	consult factory	consult factory	consult factory	consult factory
80 (24)	J62A-4-123521-4	J80A-6-12528-2	J80A-8-124528-3	consult factory	consult factory	consult factory	consult factory
90 (27)	J80A-4-164528-2	J80A-6-14528-3	J80A-8-124528-3	consult factory	consult factory	consult factory	consult factory
100 (30)	J80A-4-164528-2	J80A-6-14528-3	J80A-8-124528-3	consult factory	consult factory	consult factory	consult factory

Stretch Capacities based on 10% sag, speed of 45m/min. and acceleration of 0.225m/sec².

HOSE LENGTH ft. (m)	HOSE I.D.						
	1/4" (6.4mm)	3/8" (9.5mm)	1/2" (12.5mm)	3/4" (19mm)	1" (25mm)	1-1/4"(31.5mm)	1-1/2" (38mm)
20 (6)	J35A-4-83514-8	J35A-6-83514-11	J35A-8-84518-3	J62A-12-104524-17	J75A-16-12521-6	J100A-20-16928-7	J100A-24-18932-10
30 (9)	J35A-4-83514-8	J35A-6-123518-6	J35A-8-84518-3	J62A-12-104524-17	J80A-16-12528-16	J100A-20-16928-7	J100A-24-18932-10
40 (12)	J35A-4-123518-3	J62A-6-123521-11	J62A-8-84524-7	J80A-12-124528-13	J100A-16-16928-5	J100A-20-16928-7	consult factory
50 (15)	J62A-4-123521-6	J62A-6-123521-11	J62A-8-84524-7	J80A-12-124528-13	J100A-16-16928-5	consult factory	consult factory
60 (18)	J62A-4-123521-6	J80A-6-12528-2	J62A-8-84524-7	J100A-12-16928-2	consult factory	consult factory	consult factory
70 (21)	J62A-4-123521-6	J80A-6-12528-2	J80A-8-124528-5	consult factory	consult factory	consult factory	consult factory
80 (24)	J80A-4-124528-2	J80A-6-12528-2	J80A-8-124528-5	consult factory	consult factory	consult factory	consult factory
90 (27)	J80A-4-164528-2	J80A-6-14528-3	J80A-8-124528-5	consult factory	consult factory	consult factory	consult factory
100 (30)	J80A-4-164528-2	J80A-6-14528-3	consult factory	consult factory	consult factory	consult factory	consult factory

Retrieve Capacities based on 3 ft(0.9m) mounting height, speed of 100 ft/min(45m/min) and acceleration of 1.0 ft/sec²(0.3m/sec²).

HOSE LENGTH ft. (m)	HOSE I.D.						
	1/4" (6.4mm)	3/8" (9.5mm)	1/2" (12.5mm)	3/4" (19mm)	1" (25mm)	1-1/4"(31.5mm)	1-1/2" (38mm)
20 (6)	J35A-4-83514-8	J35A-6-83514-9	J35A-8-84518-1	J35A-12-104521-7	J75A-16-12521-4	J100A-20-16928-4	J100A-24-18932-3
30 (9)	J35A-4-83514-8	J35A-6-83514-9	J35A-8-84518-1	J35A-12-104521-7	J75A-16-12521-4	J100A-20-16928-4	J100A-24-18932-3
40 (12)	J35A-4-123518-1	J35A-6-123518-2	J35A-8-84518-1	J62A-12-104524-12	J80A-16-12528-13	J100A-20-16928-4	J100A-24-18932-3
50 (15)	J35A-4-123518-1	J35A-6-123518-2	J60A-8-84521-2	J62A-12-104524-12	J80A-16-12528-13	J100A-20-16928-4	J100A-24-18932-3
60 (18)	J62A-4-123521-4	J62A-6-123521-6	J60A-8-84521-2	J80A-12-124528-7	J80A-16-12728-7	J100A-20-16928-4	J100A-24-18932-3
70 (21)	J62A-4-123521-4	J62A-6-123521-6	J62A-8-84524-3	J80A-12-124528-7	J80A-16-12728-7	consult factory	consult factory
80 (24)	J62A-4-123521-4	J62A-6-123521-6	J62A-8-84524-3	J80A-12-124528-7	J80A-16-12728-7	consult factory	consult factory
90 (27)	J80A-4-164528-2	J80A-6-14528-3	J80A-8-124528-3	J80A-12-12728-2	consult factory	consult factory	consult factory
100 (30)	J80A-4-164528-2	J80A-6-14528-3	J80A-8-124528-3	J80A-12-12728-2	consult factory	consult factory	consult factory

Accessories

NOTE: If pivot base is desired, a riser base and roller guide must also be ordered.

REEL MODEL NO.	Pivot Base	Riser Base	Roller Guide	Ball Stop
J35A-4-83514	GL-20-07	GL-26-01	GL-15-23	G101-02
J35A-4-123518	GL-20-07	GL-26-02	GL-15-23	G101-02
J62A-4-123521	GL-20-07	GL-26-03	GL-15-23	G101-02
J80A-4-124528	GL-20-08	GL-26-05	GL-15-23	G101-02
J80A-4-164528	GL-20-08	GL-26-05	GL-15-23	G101-02
J35A-6-83514	GL-20-07	GL-26-01	GL-15-23	G101-03
J35A-6-123518	GL-20-07	GL-26-02	GL-15-23	G101-03
J62A-6-123521	GL-20-07	GL-26-03	GL-15-23	G101-03
J80A-6-12528	GL-20-08	GL-26-05	GL-15-23	G101-03
J80A-6-14528	GL-20-08	GL-26-05	GL-15-23	G101-03
J35A-8-84518	GL-20-07	GL-26-02	GL-15-23	G101-03
J60A-8-84521	GL-20-07	GL-26-03	GL-15-23	G101-03
J62A-8-84524	GL-20-08	GL-26-03	GL-15-23	G101-03
J80A-8-124528	GL-20-08	GL-26-05	GL-15-23	G101-03

REEL MODEL NO.	Pivot Base	Riser Base	Roller Guide	Ball Stop
J35A-12-104521	GL-20-07	GL-26-03	GL-15-23	G101-04
J62A-12-104524	GL-20-08	GL-26-04	GL-15-23	G101-04
J80A-12-124528	GL-20-08	GL-26-05	GL-15-23	G101-04
J80A-12-12728	GL-20-08	GL-26-05	GL-15-24	G101-06
J100A-12-16928	GL-20-08	GL-26-05	GL-15-24	G101-06
J75A-16-12521	GL-20-08	GL-26-03	GL-15-24	G101-07
J80A-16-12528	GL-20-08	GL-26-05	GL-15-24	G101-07
J80A-16-12728	GL-20-08	GL-26-05	GL-15-24	G101-07
J100A-16-16928	GL-20-08	GL-26-05	GL-15-24	G101-07
J100A-20-16928	GL-20-08	GL-26-05	GL-15-24	G101-08
J100A-24-18932	GL-20-08	GL-26-06	GL-15-24	G101-08

RATCHET LOCK
All models
#00701701

SPOOL LOCK
All Models
#032182

J-REEL Selection Charts

Liquid Hose Reels

NOTE: Consult factory for capacities greater than 100 feet.
Stainless Steel fluid path available for all models.
 Add suffix "SS" to model number when ordering.

Lift Capacities based on speed of 100 ft/min(45m/min) and acceleration of 0.5 ft/sec²(.15m/sec²).

HOSE LENGTH ft. (m)	HOSE I.D.						
	1/4" (6.4mm)	3/8" (9.5mm)	1/2" (12.5mm)	3/4" (19mm)	1" (25mm)	1-1/4"(31.5mm)	1-1/2" (38mm)
20 (6)	J35A-4-83514-8	J35A-6-83514-11	J60A-8-84521-3	J62A-12-104524-18	J75A-16-12521-7	J100A-20-16928-8	J100A-24-18932-11
30 (9)	J35A-4-83514-8	J35A-6-123518-6	J60A-8-84521-3	J80A-12-104528-13	J80A-16-12528-16	J100A-20-16928-8	consult factory
40 (12)	J35A-4-123518-3	J62A-6-123521-11	J62A-8-84524-7	J80A-12-124528-13	J100A-16-16928-6	consult factory	consult factory
50 (15)	J62A-4-123521-5	J62A-6-123521-11	J62A-8-84524-7	J100A-12-16928-2	consult factory	consult factory	consult factory
60 (18)	J62A-4-123521-5	J80A-6-12528-2	J62A-8-84524-7	J100A-12-16928-2	consult factory	consult factory	consult factory
70 (21)	J62A-4-123521-5	J80A-6-12528-2	J80A-8-124528-4	consult factory	consult factory	consult factory	consult factory
80 (24)	J80A-4-124528-2	J80A-6-12528-2	J80A-8-124528-4	consult factory	consult factory	consult factory	consult factory
90 (27)	J80A-4-164528-2	J80A-6-14528-3	J80A-8-124528-4	consult factory	consult factory	consult factory	consult factory
100 (30)	J80A-4-164528-2	J80A-6-14528-3	consult factory	consult factory	consult factory	consult factory	consult factory

Stretch Capacities based on 10% sag, speed of 45m/min. and acceleration of 0.225m/sec².

HOSE LENGTH ft. (m)	HOSE I.D.						
	1/4" (6.4mm)	3/8" (9.5mm)	1/2" (12.5mm)	3/4" (19mm)	1" (25mm)	1-1/4"(31.5mm)	1-1/2" (38mm)
20 (6)	J35A-4-83514-10	J35A-6-83514-12	J35A-8-84518-5	J62A-12-104524-19*	J80A-16-12528-17†	J100A-20-16928-10	J100A-24-18932-12**
30 (9)	J35A-4-123518-4	J35A-6-123518-6	J35A-8-84518-5	J80A-12-124528-15	J100A-16-16928-9	consult factory	Jconsult factory
40 (12)	J35A-4-123518-4	J62A-6-123521-13	J62A-8-84524-9	J100A-12-16928-5	consult factory	consult factory	consult factory
50 (15)	J62A-4-123521-8	J80A-6-12528-2	J62A-8-84524-9	J100A-12-16928-5	consult factory	consult factory	consult factory
60 (18)	J62A-4-123521-8	J80A-6-12528-2	J80A-8-124528-8	Jconsult factory	consult factory	consult factory	consult factory
70 (21)	J80A-4-124528-2	J80A-6-12528-2	J80A-8-124528-8	consult factory	consult factory	consult factory	consult factory
80 (24)	J80A-4-124528-2	J80A-6-12528-2	consult factory	consult factory	consult factory	consult factory	consult factory
90 (27)	J80A-4-164528-2	consult factory	consult factory	consult factory	consult factory	consult factory	consult factory
100 (30)	J80A-4-164528-2	consult factory	consult factory	consult factory	consult factory	consult factory	consult factory

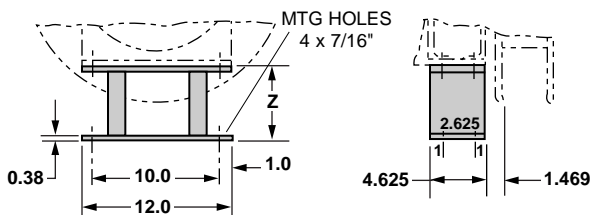
* For 10 ft. stretch application, Model J35A-12-104521-11 may be used. † For 15 ft. stretch application, Model J75A-16-12521-8 may be used. ** Maximum capacity 15 ft. of hose.

Retrieve Capacities based on 3 ft(0.9m) mounting height, speed of 100 ft/min(45m/min) and acceleration of 1.0 ft/sec²(0.3m/sec²).

HOSE LENGTH ft. (m)	HOSE I.D.						
	1/4" (6.4mm)	3/8" (9.5mm)	1/2" (12.5mm)	3/4" (19mm)	1" (25mm)	1-1/4"(31.5mm)	1-1/2" (38mm)
20 (6)	J35A-4-83514-8	J35A-6-83514-9	J35A-8-84518-1	J35A-12-104521-7	J75A-16-12521-4	J100A-20-16928-4	J100A-24-18932-3
30 (9)	J35A-4-83514-8	J35A-6-83514-9	J35A-8-84518-1	J35A-12-104521-7	J75A-16-12521-4	J100A-20-16928-4	J100A-24-18932-3
40 (12)	J35A-4-123518-1	J35A-6-123518-2	J35A-8-84518-1	J62A-12-104524-12	J80A-16-12528-13	J100A-20-16928-4	J100A-24-18932-3
50 (15)	J35A-4-123518-1	J35A-6-123518-2	J60A-8-84521-2	J62A-12-104524-12	J80A-16-12528-13	J100A-20-16928-4	J100A-24-18932-3
60 (18)	J62A-4-123521-4	J62A-6-123521-6	J60A-8-84521-2	J80A-12-124528-7	J80A-16-12728-7	J100A-20-16928-4	J100A-24-18932-3
70 (21)	J62A-4-123521-4	J62A-6-123521-6	J62A-8-84524-3	J80A-12-124528-7	J80A-16-12728-7	consult factory	consult factory
80 (24)	J62A-4-123521-4	J62A-6-123521-6	J62A-8-84524-3	J80A-12-124528-7	J80A-16-12728-7	consult factory	consult factory
90 (27)	J80A-4-164528-2	J80A-6-14528-3	J80A-8-124528-3	J80A-12-12728-2	consult factory	consult factory	consult factory
100 (30)	J80A-4-164528-2	J80A-6-14528-3	J80A-8-124528-3	J80A-12-12728-2	consult factory	consult factory	consult factory

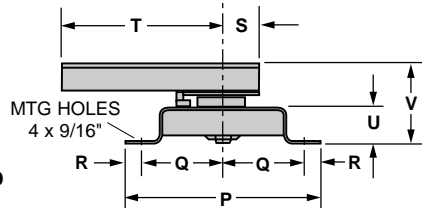
Accessory Dimensions

Riser Base

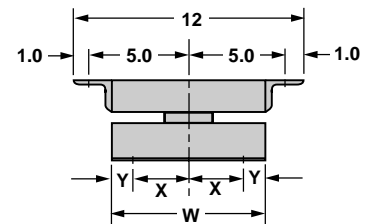


MODEL	HEIGHT-Z
GL-26-01	1.50
GL-26-02	3.50
GL-26-03	5.50
GL-26-04	7.00
GL-26-05	9.50
GL-26-06	12.00

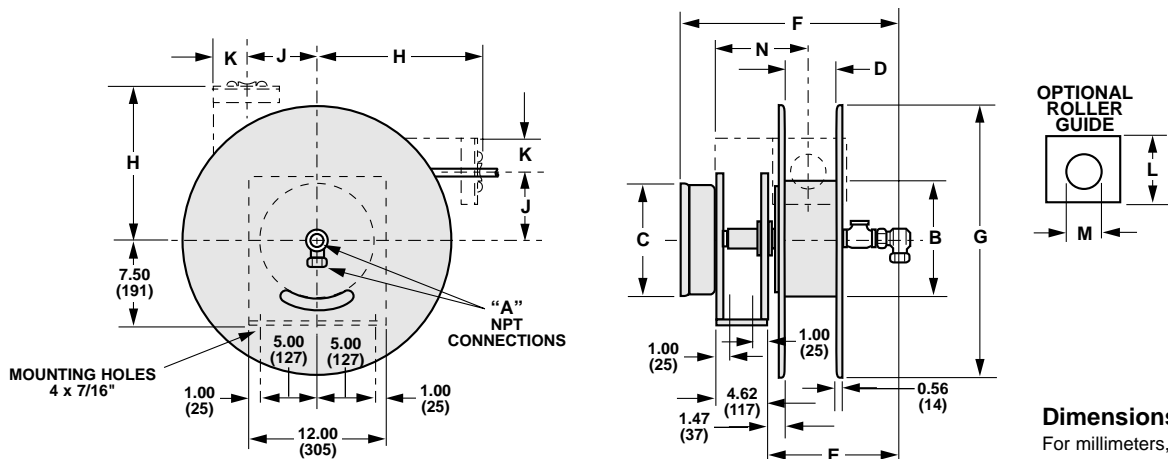
Pivot Base



MODEL	P	Q	R	S	T	U	V	W	X	Y
GL-20-07	10.00	4.25	0.75	2.00	8.375	2.00	4.938	8.00	3.00	1.00
GL-20-08	16.00	6.50	1.50	3.00	10.56	3.875	6.844	16.00	6.50	1.50



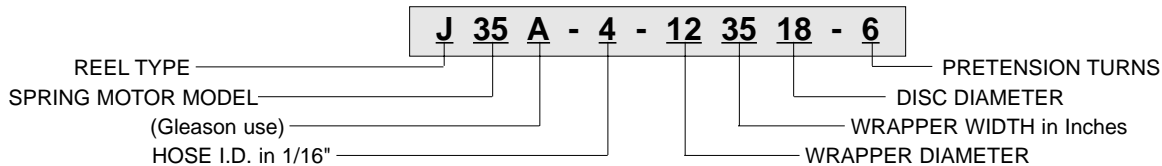
J-REEL Dimensional Data



Dimensions in Inches
For millimeters, multiply by 25.4

MODEL NUMBER	A	B	C	D	E	F	G	H	J	K	L	M	N	WEIGHT lbs. (kg.)
J35A-4-83514	0.25	8.00	10.56	3.50	13.20	20.41	14.00	11.38	6.06	2.88	5.75	1.813	7.47	90 (40.5)
J35A-4-123518	0.25	12.00	10.56	3.50	13.20	20.41	18.00	12.50	6.06	2.88	5.75	1.813	7.47	96 (43.2)
J62A-4-123521	0.25	12.00	14.31	3.50	13.20	20.91	21.00	13.88	6.06	2.88	5.75	1.813	7.47	130 (58.5)
J80A-4-124528	0.25	12.00	14.31	4.50	13.20	20.91	28.00	18.75	6.06	2.88	5.75	1.813	7.97	140 (63.0)
J80A-4-164528	0.25	16.00	14.31	4.50	13.20	20.91	28.00	18.75	6.06	2.88	5.75	1.813	7.97	140 (63.0)
J35A-6-83514	0.38	8.00	10.56	3.50	13.20	20.41	14.00	11.38	6.06	2.88	5.75	1.813	7.47	90 (40.5)
J35A-6-123518	0.38	12.00	10.56	3.50	13.20	20.41	18.00	12.50	6.06	2.88	5.75	1.813	7.47	96 (43.2)
J62A-6-123521	0.38	12.00	14.31	3.50	13.20	20.91	21.00	13.88	6.06	2.88	5.75	1.813	7.47	130 (58.5)
J80A-6-12528	0.38	12.00	14.31	5.00	13.20	20.91	28.00	18.75	6.06	2.88	5.75	1.813	8.22	140 (63.0)
J80A-6-14528	0.38	14.00	14.31	5.00	13.20	20.91	28.00	18.75	6.06	2.88	5.75	1.813	8.22	140 (63.0)
J35A-8-84518	0.50	8.00	10.56	4.50	13.20	20.41	18.00	12.50	6.06	2.88	5.75	1.813	7.97	96 (43.2)
J60A-8-84521	0.50	8.00	10.56	4.50	13.20	20.41	21.00	13.88	6.06	2.88	5.75	1.813	7.97	100 (45.0)
J62A-8-84524	0.50	8.00	14.31	4.50	13.20	20.91	24.00	15.50	6.06	2.88	5.75	1.813	7.97	135 (60.8)
J80A-8-124528	0.50	12.00	14.31	4.50	13.20	20.91	28.00	18.75	6.06	2.88	5.75	1.813	7.97	140 (63.0)
J35A-12-104521	0.75	10.00	10.56	4.50	14.67	20.88	21.00	13.88	6.06	2.88	5.75	1.813	7.97	100 (45.0)
J62A-12-104524	0.75	10.00	14.31	4.50	14.67	22.38	24.00	15.50	6.06	2.88	5.75	1.813	7.97	135 (60.8)
J80A-12-124528	0.75	12.00	14.31	4.50	14.67	22.38	28.00	18.75	6.06	2.88	5.75	1.813	7.97	140 (63.0)
J80A-12-12728	0.75	12.00	14.31	7.00	16.86	24.56	28.00	19.75	7.50	4.12	8.25	3.125	9.28	140 (63.0)
J100A-12-16928	0.75	16.00	14.31	9.00	18.86	27.56	28.00	19.75	7.50	4.12	8.25	3.125	10.28	185 (83.3)
J75A-16-12521	1.00	12.00	10.56	5.00	14.67	22.38	21.00	14.88	7.50	4.12	8.25	3.125	8.28	135 (60.8)
J80A-16-12528	1.00	12.00	14.31	5.00	14.67	22.38	28.00	19.75	7.50	4.12	8.25	3.125	8.28	140 (63.0)
J80A-16-12728	1.00	12.00	14.31	7.00	16.68	24.56	28.00	19.75	7.50	4.12	8.25	3.125	9.28	140 (63.0)
J100A-16-16928	1.00	16.00	14.31	9.00	18.86	27.56	28.00	19.75	7.50	4.12	8.25	3.125	10.28	185 (83.3)
J100A-20-16928	1.25	16.00	14.31	9.00	20.20	28.91	28.00	19.75	7.50	4.12	8.25	3.125	10.28	185 (93.3)
J100A-24-18932	1.50	18.00	14.31	9.00	20.97	29.69	32.00	19.75	7.50	4.12	8.25	3.125	10.28	190 (85.5)

Model Number Structure



NOTE: Reels do not include hose or ball stop. Order these and other optional items separately (see pages 2 & 3 or contact your Gleason Reel representative). Roller guide must be used if reel is mounted on pivot base. To order optional Stainless Steel Fluid Path, add suffix "SS" to model number.



Gleason Reel Corp.
P.O. Box 26 • 600 S. Clark St.
Mayville, Wisconsin 53050-0026
Phone 920-387-4120 • FAX 920-387-4189

In your area contact: